

Scaled data based on original data using
LM-79-2019 Approved Method: Electrical and Photometric Measurements of Solid-
State Lighting Products

Test Report Prepared for
Cooper Lighting Solutions

Brand: STREETWORKS

Report Number: P386462

Luminaire Tested: GAW-SA2A-827-U-5MQ

Issue Date: 3/3/2020

Test Information

Test Method: LM-79-2019
Report Number: P386462
TEST IS SCALED FROM IESNA LM-79-08 TEST DATA (G2-1903-205-6)
Test Lab: INNOVATION CENTER
Issue Date: 3/3/2020
Manufacturer: COOPER LIGHTING SOLUTIONS
Product Line: STREETWORKS
Catalog Number: GAW-SA2A-827-U-5MQ
Description: GALLEON WALL LUMINAIRE
(2) 80 CRI, 2700K, 615mA LIGHTSQUARES WITH 16 LEDS EACH AND TYPE V MEDIUM OPTICS
Light Source: -
Ballast/Driver: ELECTRONIC DRIVER

Summary

Lumens per Lamp: N/A
Luminaire Lumens: 7510 lumens
Efficiency: N/A
Efficacy: 113.8 lumens/watt
Luminous Opening: Rectangular (W 1' x L: 0.5' x H: 0')
IES Classification: Type V - Short
BUG Rating: B3 - U0 - G1

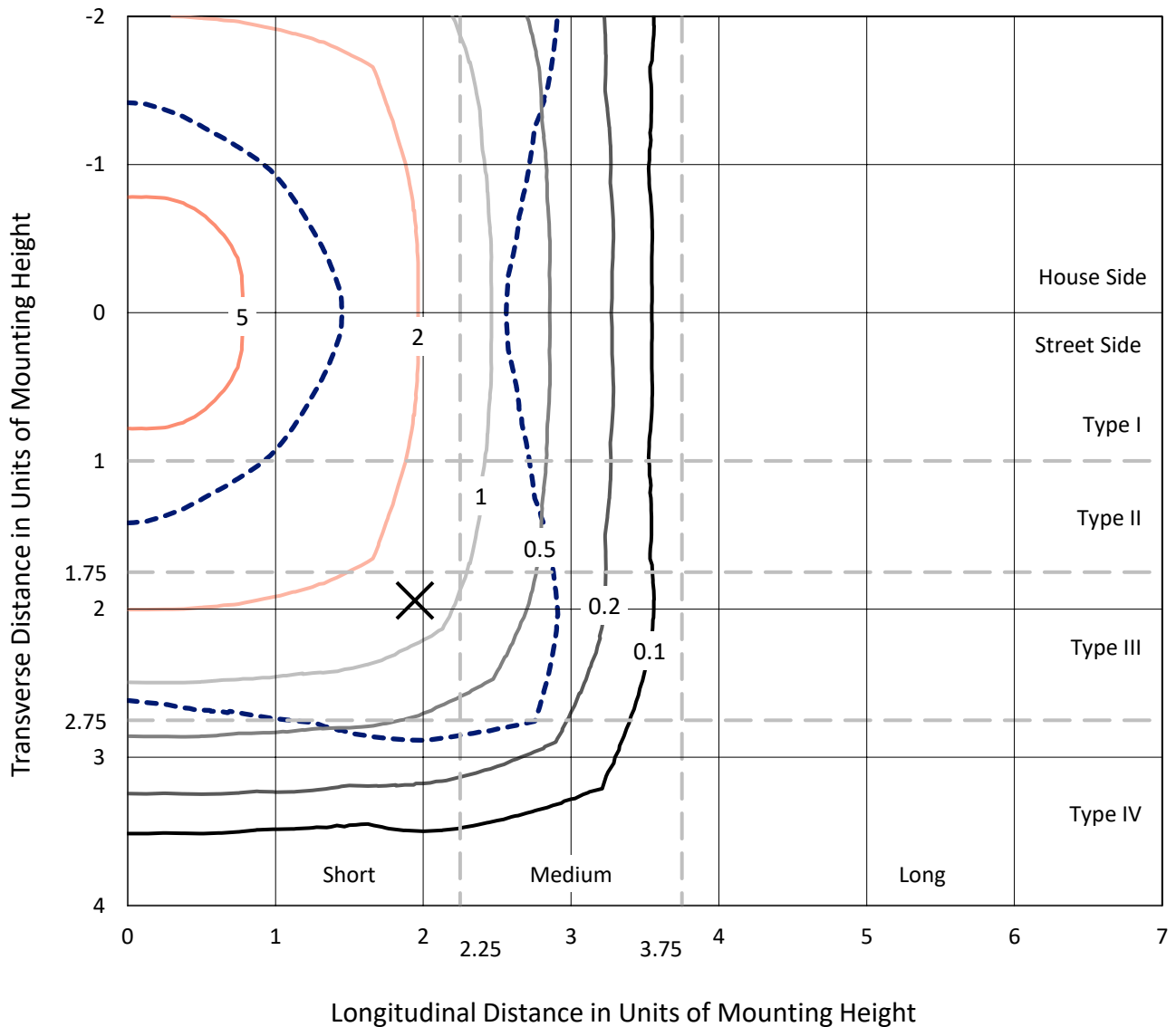
Input Watts (W): 66
Input Voltage (V): NR
Input Current (Ain): NR
Voltage Rise (V): NR
Power Factor: NR
Total Harmonic Distortion (THDi): NR
Frequency (hertz): 60
Stabilization Time: NR
Operation Time: NR
Ambient Temperature (°C): NR
Test Distance: 28.75 FT



REPORT NUMBER: P386462
 CATALOG NUMBER: GAW-SA2A-827-U-5MQ

Iso-Footcandle Lines of Horizontal Illumination

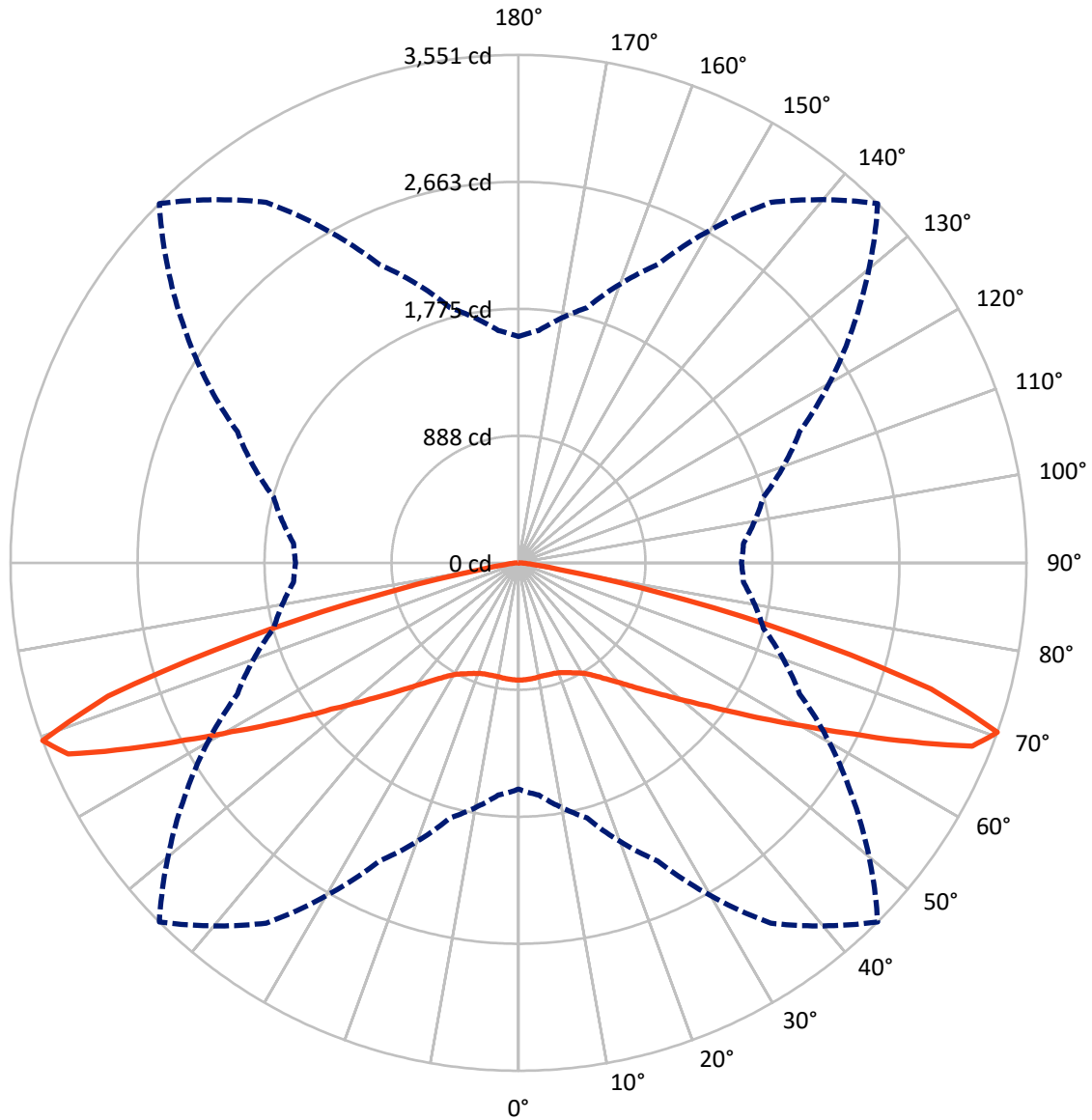
✕ Max cd
 - - - 1/2 Max cd



Based on 10 foot mounting height. Maximum calculated value = 8.2 fc
 Type V - Short - N/A

REPORT NUMBER: P386462
CATALOG NUMBER: GAW-SA2A-827-U-5MQ

Luminous Intensity Polar Plot



— Vertical Plane Through 45-Deg Lateral - - - Horizontal Cone Through 70-Deg Vertical

REPORT NUMBER: P386462
 CATALOG NUMBER: GAW-SA2A-827-U-5MQ

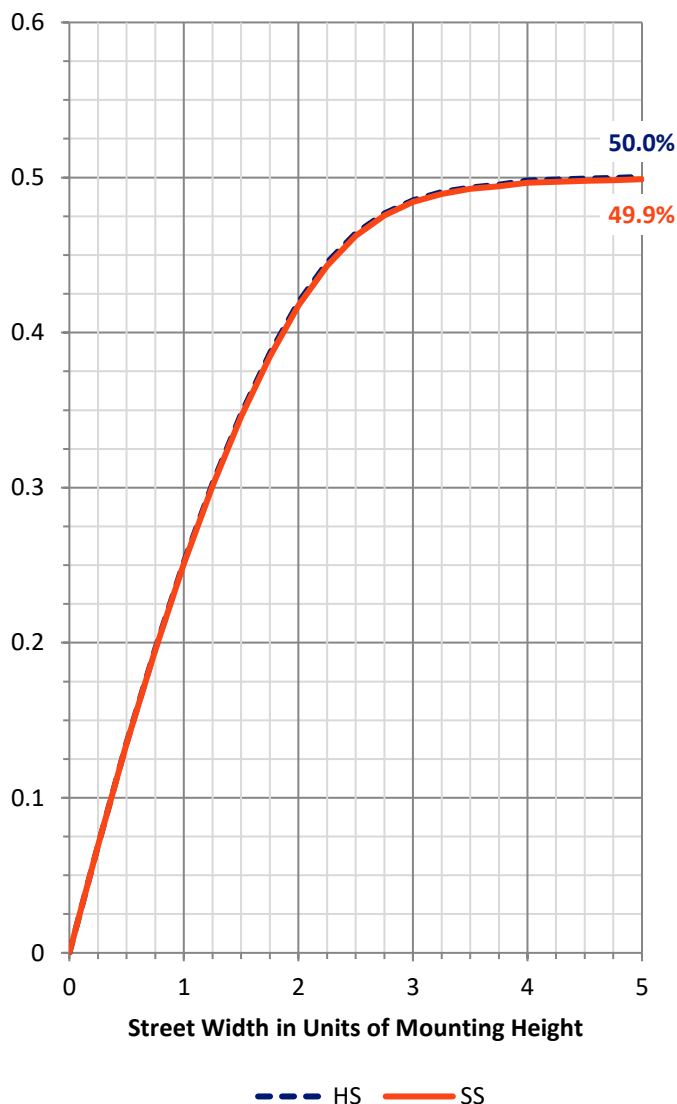
FLUX DISTRIBUTION:

		Downward	Upward	Total
House Side	Lumens	3755.0	0.0	3755.0
	% Fixture	50.0	0.0	50.0
Street Side	Lumens	3755.0	0.0	3755.0
	% Fixture	50.0	0.0	50.0
Total	Lumens	7510.0	0.0	7510.0
	% Fixture	100.0	0.0	100.0

ZONAL LUMENS:

Zone	Lumens	% Fixture
0°-10°	77.7	1.0
10°-20°	228.1	3.0
20°-30°	388.2	5.2
30°-40°	615.7	8.2
40°-50°	1002.0	13.3
50°-60°	1652.1	22.0
60°-70°	2425.3	32.3
70°-80°	1072.4	14.3
80°-90°	48.6	0.6
90°-100°	0.0	0.0
100°-110°	0.0	0.0
110°-120°	0.0	0.0
120°-130°	0.0	0.0
130°-140°	0.0	0.0
140°-150°	0.0	0.0
150°-160°	0.0	0.0
160°-170°	0.0	0.0
170°-180°	0.0	0.0
0°-90°	7510.0	100.0
0°-180°	7510.0	100.0

Coefficient of Utilization



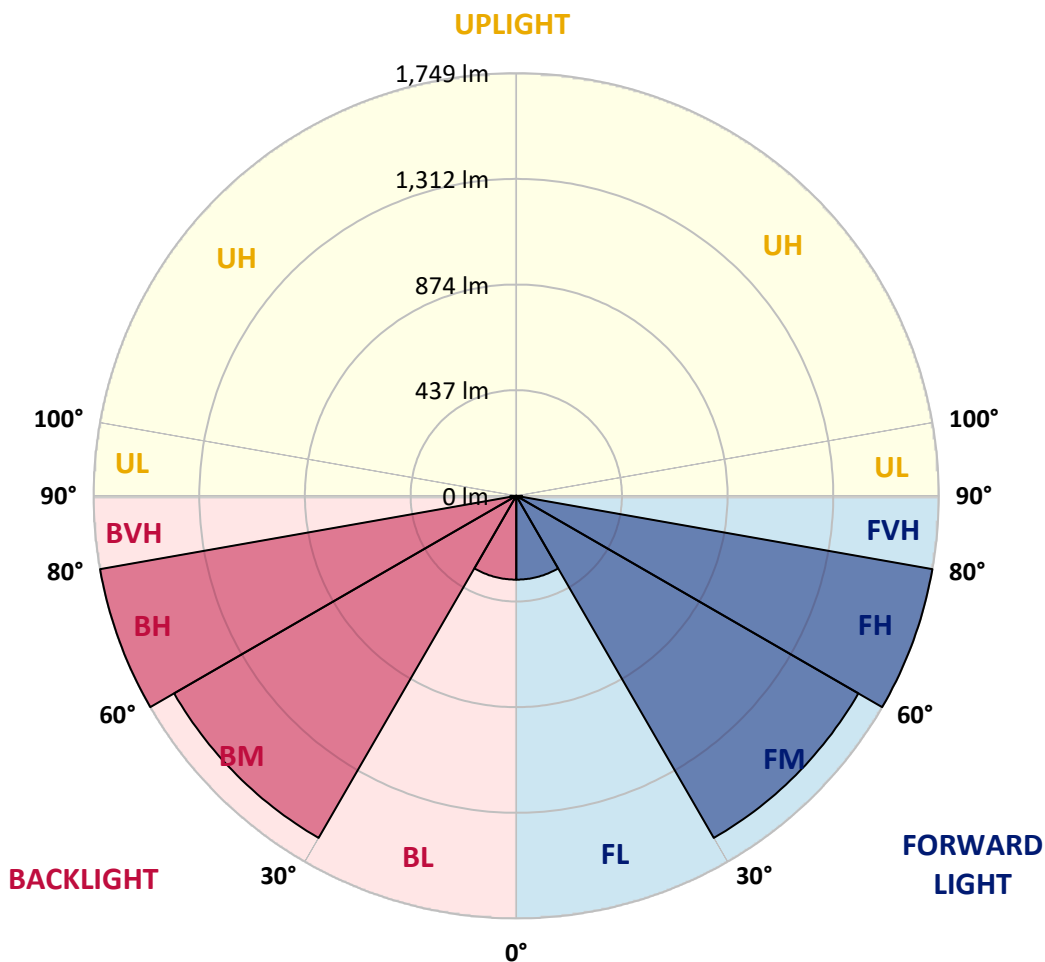
REPORT NUMBER: P386462
 CATALOG NUMBER: GAW-SA2A-827-U-5MQ

LUMINAIRE CLASSIFICATION SYSTEM LUMEN TABLE AND BUG RATING:

Zone	Lumens	% Fixture	Zone Rating/Lumen Limit		
			B	U	G
FL (0°-30°)	347.0	4.6			
FM (30°-60°)	1634.9	21.8			
FH (60°-80°)	1748.9	23.3			G1/1800
FVH (80°-90°)	24.3	0.3			G1/100
BL (0°-30°)	347.0	4.6	B1/500		
BM (30°-60°)	1634.9	21.8	B2/2500		
BH (60°-80°)	1748.9	23.3	B3/2500		G1/1800
BVH (80°-90°)	24.3	0.3			G1/100
UL (90°-100°)	0.0	0.0		U0/0	
UH (100°-180°)	0.0	0.0		U0/0	

BUG Rating: B3-U0-G1

Type V Short





REPORT NUMBER: P386462
 CATALOG NUMBER: GAW-SA2A-827-U-5MQ

CANDELA DISTRIBUTION (FULL):

	0°	5°	15°	25°	35°	45°	55°	65°	75°	85°	90°
0°	820.2	820.2	820.2	820.2	820.2	820.2	820.2	820.2	820.2	820.2	820.2
2.5°	819.0	818.2	820.0	819.7	818.2	818.5	818.5	819.2	819.2	818.7	818.7
5°	816.0	815.5	817.5	817.5	816.0	816.5	817.0	817.7	817.5	817.0	816.7
7.5°	812.3	812.0	814.0	814.0	813.0	813.5	813.0	813.2	812.8	812.3	811.5
10°	806.0	806.5	808.3	808.8	808.8	809.0	808.5	807.3	806.5	805.8	805.0
12.5°	800.3	800.1	802.6	803.8	805.8	808.0	806.5	803.1	801.6	800.1	799.6
15°	796.6	796.8	799.3	801.6	805.0	809.8	808.0	802.6	799.6	797.8	797.3
17.5°	795.9	796.3	799.6	803.6	807.3	812.5	811.5	806.0	801.1	797.8	797.1
20°	797.6	797.8	802.8	808.5	815.0	820.0	817.7	811.8	805.0	800.1	798.8
22.5°	800.8	801.8	808.0	817.0	826.9	833.6	830.9	820.7	810.3	804.1	802.3
25°	811.0	811.3	819.7	831.9	843.8	851.5	848.3	833.9	820.5	813.5	811.3
27.5°	832.1	832.9	841.3	855.5	865.7	870.7	868.7	857.0	845.6	838.1	838.8
30°	862.7	863.7	873.1	888.8	895.0	896.3	895.8	890.3	879.9	869.9	870.7
32.5°	900.0	900.5	913.2	927.3	932.3	933.3	932.3	927.3	914.9	901.5	902.2
35°	948.0	949.5	961.6	975.3	979.3	981.3	979.5	973.1	960.1	947.0	946.5
37.5°	1007.1	1007.4	1020.0	1034.2	1039.2	1039.7	1037.7	1033.5	1017.3	1005.4	1004.6
40°	1075.7	1076.7	1091.6	1106.8	1108.8	1106.5	1109.3	1106.8	1090.1	1076.5	1078.7
42.5°	1159.2	1161.5	1179.4	1194.3	1188.6	1187.3	1189.1	1189.8	1176.4	1159.7	1158.2
45°	1256.4	1258.4	1280.8	1292.7	1289.0	1280.8	1284.2	1290.2	1271.6	1250.9	1252.9
47.5°	1367.3	1372.2	1396.1	1407.3	1398.1	1386.9	1393.6	1402.6	1380.7	1355.1	1353.8
50°	1490.5	1496.8	1528.6	1544.2	1535.0	1514.4	1525.6	1531.6	1500.0	1466.9	1464.2
52.5°	1622.0	1628.2	1668.3	1700.6	1694.6	1662.5	1678.2	1672.0	1635.7	1591.2	1587.7
55°	1770.9	1773.4	1816.6	1868.8	1874.8	1851.2	1850.2	1840.0	1786.3	1734.9	1732.4
57.5°	1924.0	1925.8	1981.7	2043.3	2071.4	2071.4	2043.6	2021.9	1950.6	1891.0	1884.7
60°	2089.3	2095.5	2157.4	2241.2	2306.8	2326.2	2276.9	2218.0	2140.5	2067.7	2060.5
62.5°	2236.4	2243.6	2338.3	2463.1	2568.5	2639.1	2518.8	2422.8	2281.7	2164.9	2151.2
65°	2255.1	2274.5	2412.4	2638.3	2874.2	3015.1	2784.5	2548.1	2290.9	2128.6	2114.6
67.5°	2059.5	2092.3	2278.7	2630.4	3117.8	3420.3	2954.2	2476.5	2125.8	1946.4	1931.0
70°	1582.5	1630.2	1845.2	2300.8	3075.8	3550.8	2847.9	2168.1	1772.4	1579.3	1557.7
72.5°	868.2	887.8	1081.2	1575.5	2465.8	3017.4	2375.4	1603.1	1175.4	956.4	920.1
75°	275.4	282.4	380.8	644.7	1394.9	1998.6	1508.9	786.9	433.2	319.4	315.7
77.5°	122.3	123.0	137.7	188.2	480.4	1012.6	577.1	214.2	147.6	129.0	133.2
80°	77.3	77.3	85.3	93.2	130.7	294.0	156.1	101.9	87.0	80.8	82.5
82.5°	37.0	41.0	55.4	59.7	71.8	98.9	80.0	66.6	58.2	43.2	40.3
85°	24.4	20.4	35.0	39.5	41.8	47.5	46.5	44.0	38.0	21.6	24.1
87.5°	10.9	10.4	18.1	16.7	15.7	11.9	17.9	22.1	21.4	10.7	10.7
90°	0.0	0.0	0.0	0.0	0.0	0.0	0.0	0.0	0.0	0.0	0.0

(END OF REPORT)